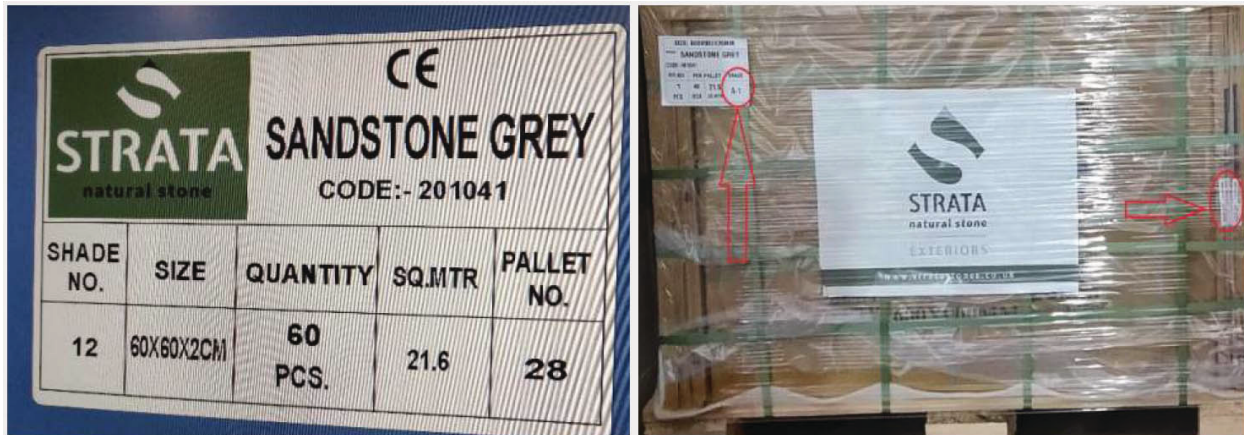


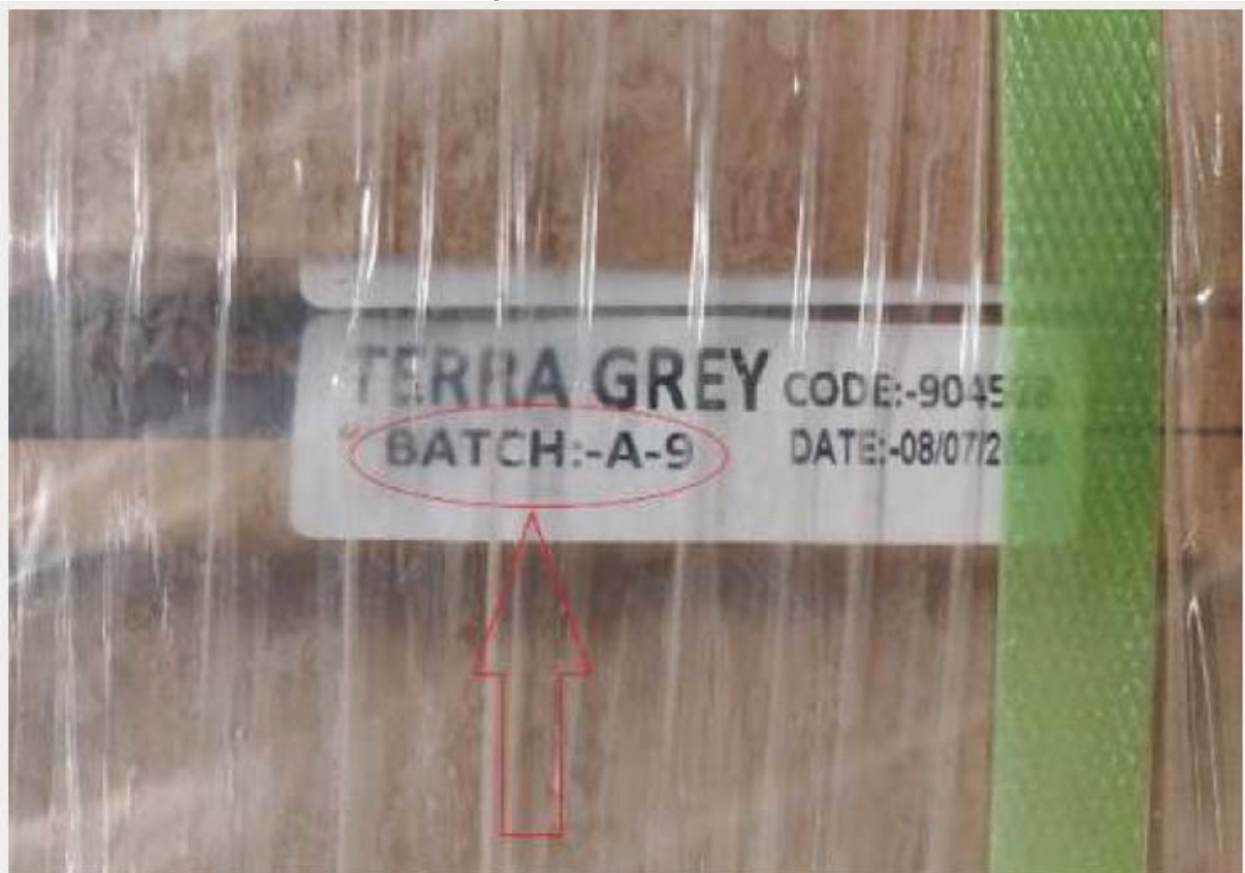
Before fixing Porcelain Tiles

Please check "Shade Number" or "Batches Number" on the boxes and on each pallets. Same shade number or batch number pallets or boxes contains same colour shade

*Please note that certain amount of shade and size variation is inherent in manufacturing of porcelain product.



Batch or Shade location on each pallet



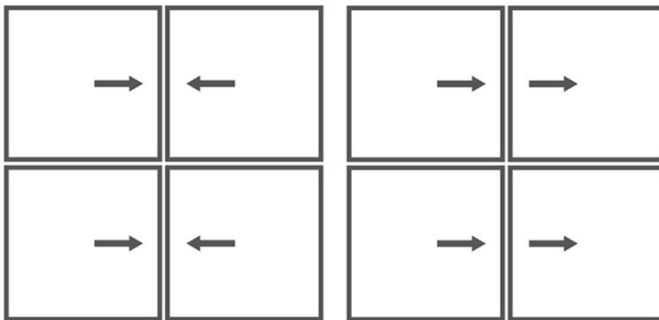
Batch Location On Boxes

It is essential that tiles used on an individual project have the same batch code and it also recommended that tiles used are from the same batch or share number if possible. Where this is not possible (e.g. large project installations) tiles with different batch codes can be used on different areas of the location in same project, Tiles with different batch or shade codes should Never be mixed on one project.

Make sure that they give an acceptable blend of shade, batch, colour, patterns and design. Also make sure that they tiles are acceptable to your satisfaction.


IF you find any satisfaction regarding colour, urgently inform person of Strata Stone. We will do needful. After laying complains will not be entertain.

During laying kindly look for arrow () on the back of tile and follow the laying pattern as shown below



Incorrect


Correct



Location Of Arrow In Porcelain Back Side

Batch Variations

Below is batch variations – its not material problem. It's Normal in manufacturing process. Manufacturer control as less batches as possible. Be careful before laying. Below is examples of error of wrong laying. Not Manufacturer.



Please look for designs pattern in asymmetric designs

Here volcanic grey has 6 different randoms. Avoid use same randoms to near to each others it creates satisfaction.

